

Thailand Driver's License Exam 2020

These questions were taken from [the Khaorot website](#). They are translated automatically by Google — if you want to contribute and suggest a better translation, just leave a comment.

Categories: Car law · [Road traffic law](#) · [Sign and traffic sign](#) · [Etiquette and consciousness](#) · [Techniques for safe driving](#) · [Car maintenance](#)

Car law category

1. While driving, the driver must have any documents used with the driving license.

- A. National Identification Card
- B. Copy of house registration
- C. Copy of car registration photo

D. Social Security Card

2. The driver who violated the road traffic law and received an order from the traffic officer, must contact to pay the fine within how many days.

A. 10 days

B. 7 days

C. 15 days

D. 30 days

3. When the driving license is lost or damaged, how many days must the application be submitted to the registrar?

A. 20 days

B. 30 days

C. 15 days

D. 46 Days

4. The driver does not have a driving license. What's wrong?

A. Imprisonment not over 1 year

B. Imprisonment of not more than 1 month or a fine of not more than 1,000 baht or both

C. fined not more than 2,000 baht

D. Fine not exceeding 5,000 baht

5. How many years is a temporary driving license?

A. 1 year

B. 2 years

C. 3 years

D. 4 Year

6. What is the fault of the driver using the old driver's license?

A. fined not more than five thousand baht

B. Imprisonment of not more than three months

C. fined not more than two thousand baht

D. Imprisonment of not more than one month.

7. How much additional money will a vehicle that does not pay annual tax within the stipulated time limit?

A. 1 percent per month

B. 1 percent per year

C. 10 percent per month

D. 20 percent per year

8. How many days must the car transfer be notified to the registrar?

A. 15 days

B. 45 days

C. 20 days

D. 30 days

9. How many days to change the car color must notify the registrar?

A. 7 days

B. 10 days

C. 15 days

D. 20 days

10. How much renewal of a personal driving license (5 years) can be renewed in advance?

A. 3 months

B. 4 months

C. 6 months

D. 5 Month

11. How many years old must the car be inspected before the annual tax payment?

A. 5 years

B. 6 years

C. 3 years

D. 7 Year

12. How many days for moving a car to notify the registrar?

A. 30 days

B. 15 days

C. 25 days

D. 20 days

13. How many years of age must a motorcycle be inspected before the annual tax payment?

A. 1 year

B. 3 years

C. 2 years

D. 5 Year

14. According to the Car Act 2522 B.E. "Car" means:

A. Cars, motorcycles Trailer. Road roller, tractor and other vehicles as specified in the ministerial regulations.

B. Cars, motorcycles, trailers.

C. Car, motorcycle Trailer. Road roller.

D. Car, motorcycle Trailer. Tractors.

15. According to the Car Act 2522 B.E. "Car" means:

A. Public vehicles, service vehicles and personal cars, taxis

B. Public vehicles, service cars and personal motorcycles

C. Public motorcycles, service vehicles and personal motorcycles

D. Public vehicles, service vehicles, and personal cars

16. According to the Car Act 2522 B.E. "Motorcycle" means:

A. The vehicle that runs the engine or electric power and has no more than two wheels If there is weight, not more than one wheel

B. The vehicle that runs the engine or electric power and has no more than two wheels

C. The vehicle operating with engine power must have no more than two wheels.

D. Vehicles with motor or electric power and have more than two wheels

17. Which item is not "Public Taxi"

A. Taxi

B. Personal motorcycles

Public motorcycle motorcycles

D. Public tricycle

18. According to the Car Act 2522 B.E. "Car Service" means:

A. Rental cars which carry no more than seven passengers

B. Passenger car carrying no more than seven passengers

C. Car carrying passengers or rent, carrying no more than seven passengers

D. Car carrying passengers or rent, carrying more than seven passengers

19. Which item is "personal car"?

A. Personal motorcycles

B. Taxi

C. Public tricycle hire

D. Red Label Cars

20. What characteristics must be used on a road vehicle?

A. The car with the front lamp is not lit.

B. Car with a noise of 90 decibels A

C. Cars with black smoke 55 percent

D. Cars that have been registered and paid tax

21. The vehicle that can be registered must have some characteristics:

A. The car must have the correct equipment and pass the vehicle inspection

B. The car must have the correct fittings

C. Cars purchased from general car dealers

D. Vehicles that have been inspected from the private vehicle inspection council

22. The following vehicles are exempt from registration:

- A. Cars of Wat
- B. Cars of the Foundation
- C. Cars for His Majesty the King
- D. Commander-in-Chief's Car

23. The following vehicles are exempt from registration:

- A. Cars of temples
- B. Cars of registered police department and with signs in accordance with regulations prescribed by the Director-General
- C. Cars of the Thai Red Cross
- D. Cars of Friends in Need Foundation

24. The following vehicles are exempt from registration:

- A. Vehicles of the Bureau of the Royal Household which are registered and marked in accordance with the regulations specified by the palace secretary.
- B. Cars for His Majesty the King.

C. Vehicles of the Police Department that are registered and marked in accordance with the regulations specified by the Director-General.

D. Every item is correct.

25. The following vehicles are exempt from registration:

A. Vehicles that the vehicle owner notifies to use the car

B. Imported cars

C. Personal tricycle

D. Motorcycle used in the village

26. The following vehicles are exempt from registration:

A. A vehicle that a manufacturer or assembler has for sale or an importer for sale, manufacture, assembly or owner and not yet sold to others

B. Personal tricycle

C. Motorcycle used in the village

D. The temple car

27. The following vehicles are exempt from paying fees, except for license plate plates.

A. Car hire

B. Personal motorcycles

C. Fire trucks

D. Personal vans

28. The following vehicles are exempt from paying fees, except for license plate plates.

A. Ambulance that is not a car for hire

B. Personal motorcycles

C. Personal motorcycle

D. Personal van

29. The following vehicles are exempt from paying fees, except for license plate plates.

A. Personal van

B. Cars of the Foundation.

C. Cars of the temple

D. Cars of the Ministry, bureau. Department of Municipality, Sanitary District Administration Organization, Bangkok City, Pattaya City and local government that call otherwise names, only cars that are not used for commercial or profit

30. The following vehicles are exempt from paying fees, except for license plate plates.

- A. Private Road Roller
- B. Rollers of state enterprises
- C. Private tractors
- D. Personal Tractor

31. The following vehicles are exempt from paying fees, except for license plate plates.

- A. Private tractors
- B. Tractors of state enterprises
- C. Private Road Roller
- D. Governor's Road Roller

32. The following vehicles are exempt from paying fees, except for license plate plates.

- A. Cars of the Thai Red Cross
- B. Cars of the Ruamnyanyu Foundation
- C. Cars of Wat
- D. Cars of Minithai Jai Thai

33. The following vehicles are exempt from paying fees, except for license plate plates.

A. Car of the person in the diplomatic mission

B. Cars of the Joint Respectful Foundation

C. Cars of Wat

D. Cars of Sai Jai Thai Foundation

34. The following vehicles are exempt from paying fees, except for license plate plates.

A. Fire department of the Subdistrict Administrative Organization

B. Personal van

C. Van Hire

D. Personal motorcycles

35. Where do the vehicle registration requirements be submitted?

A. Submit a request to the registrar at every provincial transportation office

B. Submit a request to the registrar of the area in which they are domicile

C. Submit a request to the registrar at the Department of Land Transport

D. Submit a request to the registrar at the location where the vehicle was sold

36. Registered cars If wanting to change the color of the car, what should be done?

A. Proceed to change color immediately

B. Notify the registrar within 15 days

C. Notify the registrar within 30 days

D. Notify the registrar within 7 days

37. If wanting to change body, what should be done?

A. Changed Therefore will proceed at the transportation office

B. Requesting permission from the Registrar According to the registered vehicle's domicile

C. Notify changes within 15 days

D. Not notify changes because it is not the essence of the car

38. Who is the inspector under the Motor Vehicle Act?

A. Ministry of Transport personnel appointed by the Minister of Transport

B. Staff of the Department of Land Transport

C. Staff Transport Company Limited

D. Officers of the Department of Transport and Police

39. If wanting to move the car How many days does the car owner need to notify the registrar of moving the car to the registrar?

A. 30 days

B. 7 days

C. 15 days

D. 60 days

40. In the event that the owner of the vehicle has a mission to not be able to proceed to notify the registrar of the move within the time specified by law. Which one is correct?

A. Guilty of having to pay a penalty for notifying overdue moves

B. No penalty fee due to need

C. The vehicle cannot be moved

D. All of the above apply.

41. If wanting to transfer the car, how many days does the owner need to notify the car registrar?

A. 60 days,

B. 25 days

C. 30 days

D. 15 days

42. In the event that the owner of the vehicle has a mission to not be able to proceed to notify the registrar of the transfer within the time specified by law. Which one is correct?

A. No penalty fee due to necessity

B. is guilty of having to pay late transfer fees

C. The vehicle cannot be moved

D. All of the above apply.

43. Which is wrong?

A. Personal Cars Can be used to hire

B. Personal motorcycles Do not use in the transportation of passengers

C. Public motorcycle Used for hire passengers

D. Public Motorcycles Can be used in personal business

44. Can Mr. A. bring his own motorcycle to send his wife to the market?

A. Yes, because your wife A. Can be a person in the family.

B. Can be used by a public motorcycle for the owner's private business.

C. Can not be used because a public motorcycle must be employed only

D. Can not because the public motorcycle is prohibited to use in the personal affairs of the car owner

45. Which of the following types of vehicles can be used to hire passengers?

A. Public motorcycles

B. Personal motorcycles

Personal car

D. Personal van

46. Cars for sale or for repair (red signs) under the law on cars can drive at any time:

- A. Can drive from 08.00 hrs. To 16.00 hrs.
- B. Can drive at any time.
- C. Do not drive because the tax has not been paid.
- D. Can drive between sunrise and sunset.

47. A vehicle that is overdue for annual tax for three consecutive years. Will have any legal effect?

- A. Registration suspended.
- B. Can bring the car to check the condition and renew the annual tax.
- C. Can be done according to Article 1 and 2.
- D. Can notify the car to not use forever and new registration.

48. Which item is correct?

- A. The car has a 5 year lifetime. If wanting to renew the annual tax, the car must be inspected at a private inspection facility.

B. Cars that have been used for 7 years, wishing to renew their annual taxes, must bring the car to a private condition examination center.

C. Motorcycle that has reached 7 years of life, wishing to renew annual tax must bring the car to be inspected at a private condition

D. Car with a lifetime of 10 years. Intending to renew annual tax must have the car to be checked at a private condition.

49. What type of insurance is used in the annual tax renewal?

A. Type 1 Insurance

B. Type 2 Insurance

C. Type 3 Insurance

D. Type Insurance Protection for car victims

50. Which item is correct?

A. Motorcycle that has reached 5 years of life, wishing to renew annual taxes must bring the car to a private condition examination center.

B. The car has 5 years of service life. If you wish to renew the annual tax, the car must be inspected at a private inspection facility.

C. Motorcycle that has reached 7 years of life, wishing to renew annual tax must bring the car to be inspected at a private condition.

D. Car with a lifetime of 10 years. Intending to renew annual tax must have the car to be checked at a private condition.

51. Which item is correct while driving?

A. The driver must have a copy of the driver's license and car registration manual

B. Drivers must have a driving license. And car registration manual

C. Drivers must have a driving license. And a copy of the vehicle registration manual

D. The driver must have a copy of the driver's license
And a copy of car registration manual

52. Which item is correct?

A. A public vehicle driving license can be used in place of a personal motorcycle driver's license.

B. A public car driving license can be used in place of a personal car driving license

C. Public vehicle driving licenses can be used instead of personal tricycles.

D. A public tricycle driver's license can be used in place of a personal motorcycle driver's license

53. Which is correct?

A. A public motorcycle driver's license can be used in place of a personal motorcycle driver's license

B. A public tricycle driver's license can be used in place of a personal motorcycle driver's license

C. A public car driver's license can be used in place of a personal motorcycle driver's license

D. A public car driver's license can be used in place of a personal tricycle driver's license

54. Which item is correct?

A. A public tricycle driver's license can be used in place of a personal motorcycle driver's license

B. A public car driver's license can be used in place of a personal tricycle driver's license

C. A public car driver's license can be used in place of a personal motorcycle driver's license

D. A public tricycle driver's license can be used in place of a personal tricycle driver's license

55. How many years is a temporary personal driving license?

A. 1 year

B. 2 years

C. 3 years

D. 5 years

56. If wanting to change the type of temporary personal driving license to a 5 year personal type, which is correct?

A. Can be changed 30 days in advance or 1 month

B. Can be changed 60 days in advance or 2 months

C. Can be changed 90 days in advance or 3 months

D. Can be changed in advance 120 or 4 months

57. How many months in advance for a personal driver's license with renewal?

A. 1 month

B. 3 months

C. 4 months

D. 6 months

58. Mr. Kor was born in Chiang Mai Would like to request a temporary personal driving license. Where to proceed?

A. Provincial Transport Office And all branches of the Provincial Transport Office

B. Chiang Mai Provincial Transport Office except Bangkok

C. Chiang Mai Provincial Transport Office, except Yala Provincial Transport Office Betong District, D.C.

D. All of the above

59. How many years does the applicant need to hold a temporary driving license?

A. Not less than 15 years of age

B. Not less than 16 years of age

C. Not less than 17 years of age

D. Not less than 18 years of age

60. Male disabled man without left hand finger want to get a temporary driving license.

A. No, because Mr Chai is a disabled person.

B. No, because it is against the Department of Land Transport's regulations.

C. Yes, because if Mr Chai has a disabled card.

D. Because it is not a person with physical disabilities, as can be seen that cannot drive.

61. Any person in the following clauses can apply for a driving license:

A. Mr. Chaim is not physically handicapped until it can be seen that driving is not possible.

B. Mrs. Ying is an insane or mentally ill person.

C. Mr Dam is in the process of having her license seized.

D. Nang Dang. Tuberculosis.

62. Mr. Dang. Would like to obtain a valid driver's license:

A. Mr. Daeng. Not a person of unsound mind or mental disorder.

B. Mr. Daeng must have obtained a driver's license for at least 1 year.

C. Mr. Daeng is not a person with physical disabilities until it can be seen that driving is not possible.

D. All of the above apply.

63. What are the qualifications for a public driving license?

A. Must know the roads and highways in the province that have applied for a driver's license.

B. Must be 20 years old.

C. Have had at least 5 years of driving experience.

D. Must have a motorcycle driving license and a driving license car

64. Which item is correct?

A. Having Thai nationality.

B. Must know the roads and highways in the province that apply for a driving license.

C. Not being an alcoholic, drunk, or drug addict.

D. All correct.

65. If it appears later that they are disqualified from obtaining a driver's license. What will you do?

A. Notify the Registrar to revoke the license and take the revoked driver's license back to the Department of Land Transport.

B. Notify the registrar to revoke the license

C. Continue to use that driver's license.

D. Bring the revoked driver's license back.

66. In the event that a driver's license is suspended, has the right to appeal within how many days?

A. 30 days

B. 15 days

C. 45 days

D. 60 days

67. In the event that a driver's license is revoked, how many days can the appeal be lodged?

A. 45 days

B. 30 days

C. 15 days

D. 60 days

68. In the case of suspension or revocation of a driver's license, with the right to appeal:

A. 15 days

B. 30 days

C. 60 days

D. 90 days

69. The driver of the driving license whose license has been revoked must return the driving license to the registrar within days.

A. 30 days

B. 15 days

C. 60 days

D. 90 days

70. The driver's license is lost. How many days must the registrar be notified from the date of knowledge of the incident?

A. 15 days

B. 30 days

C. 60 days

D. 90 days

71. The essence of a defective driving license must notify the registrar within how many days from the date of knowledge of the incident

A. 30 days

B. 15 days

C. 60 days

D. 90 days

72. When violating the law on cars and ordered the car inspector to report the driver, must report to the registrar within how many days

A. 7 days

B. 3 days

C. 10 days

D. 15 days

73. In which case, public car drivers can refuse to hire passengers

A. The passenger is an insane person

B. Passengers drunk

C. Passengers bring durian on the car

D. All of the above

74. What do public car drivers have to do?

A. Take passengers to the place they were hired on the agreed route.

B. Do not take passengers to the place of employment along the shortest route.

C. Do not take passengers to the place of employment along the fastest route.

D. Take passengers to the place of employment along the detour route.

75. How should public car drivers operate?

A. Take passengers to the place of employment along the shortest route.

B. Do not take passengers to the employment place along the agreed route.

C. Do not take passengers to the place of employment along the fastest route.

D. Take passengers to the place of employment along the detour route.

76. Drivers, public drivers, how should they behave?

A. Denying passengers on traffic congestion routes

B. No smoking

C. Use personal driving licenses instead when the public license expires

D. Turn on the radio loudly for passengers to listen to relieve stress

77. How should public drivers behave?

A. Turn on the radio loudly for passengers to listen to relieve stress

B. Talk loudly to disturb other people

C. Do not annoy yourself

D. Smoking causes stress when traffic congestion

78. How should public drivers behave?

A. Smoking reduces stress when traffic jam

B. Talk loudly

C. Wear a T-shirt to drive

D. Do not speak impolite or sarcastic

79. How should public drivers behave?

A. Not aggressive Insult the passenger

B. Talk loudly

C. Wear a T-shirt to drive

D. Smoking causes stress when traffic congestion

80. How should drivers in public vehicles behave?

A. Smoking reduces stress when traffic jam.

B. Remind passengers when they dress immodestly.

C. Put on the uniform of the driver on the route that the officer set up regularly.

D. Do not consume alcoholic beverages.

81. How should public drivers behave?

A. Turn on the radio loudly for passengers to listen to relieve stress

B. No use of drugs to be harmful

C. Parking according to the needs of the users

D. Smoking causes stress when traffic congestion

82. How should public drivers behave?

A. Not using psychotropic substances

B. Drive with speed when passengers rush

C. Pamper the passengers to reach their destination as quickly as possible.

D. Smoking causes stress when traffic congestion

83. How should public drivers behave?

A. Inviting passengers to chat for friendliness

B. When sleepy, please ask passengers to lie down

C. Do not drive while being weak

D. Give away telephone numbers to find customers

84. What are the penalties for anyone driving a car without obtaining a driver's license?

A. Imprisonment of not more than 1 month or a fine of not more than 1,000 baht or both

B. Fined not more than 1,000 baht

C. Fined not more than 6 months or fined not more than 1,000 baht or both

D. Fine not exceeding 2,000 baht

85. What is the penalty for anyone who drives a car with an expired driver's license?

A. Fined not more than 1,000 baht

B. Fined not more than 1 month or fined not more than 1,000 baht or both

C. Imprisonment of not more than 6 months or a fine of not more than 1,000 baht or both

D. Fine not exceeding 2,000 baht

86. Mr. A. has been using the car for the 6th year. Who wishes to pay the annual car tax? What documents are required to pay the car tax?

A. Private inspection certificate, Vehicle Accident Protection Act, Vehicle Registration Manual

B. Private inspection certificate, Vehicle Accident Protection Act

C. Private inspection certificate, vehicle registration manual

D. Private inspection certificate, Vehicle Accident Protection Act, copy of car registration manual

87. When the vehicle registration plate is suspended If wanting to register a new car, where should the vehicle be inspected?

A. Provincial Transport Office in the domicile wishing to register a car.

B. Private inspection center in domicile wishing to register a car.

C. Provincial Transport Office or branch in the domicile wishing to register a car.

D. The car cannot be registered because the registration has been suspended.

Road traffic law category

1. What should be done to drive via a crossroad?

A. Strictly obey traffic lights or traffic rules.

B. When encountering a cross-road warning sign, drive at normal speed.

C. If there is no traffic light Let the bigger car go through the crossroads first.

D. When the warning sign is found at the junction of the intersection, drive as usual.

2. How do drivers want to turn the car?

A. Slow down the car and turn on the turning light at least 30 meters before turning.

B. Turn on the turning light before reaching the turn around 20 meters.

C. Stop the car to prepare for turning.

D. Speed up before turning.

3. How to stop the car at an intersection, what should the driver do?

A. Stop over the stop line

B. Stop behind the stop line

C. Stop. Line stop

D. Stop. Stop.

4. Do not overtake any areas:

A. Direct Road

B. Safe Road

C. Open Road

D. Narrow Curved Road

5. Parking lots must not be more than a few centimeters away from the edge of the road.

A. Not more than 25 cm.

B. Not more than 30 cm.

C. Not more than 35 cm.

D. not more than 40 cm.

6. To overtake, the car in front must overtake on the right hand side. Except for any cases that can overtake the left hand side

A. When the car that is overtaking is turning right Or give a signal to turn right.

B. Overtaking other cars on the left in a single lane.

C. Overtaking another car in the right lane of the car that was overtaking.

D. Overtake other cars on the left while the car is running on the bridge.

7. Which car can be used in any way?

A. Vehicles that do not attach the license plate of the government

B. Registered and taxed cars

C. Tax-deficient vehicles

D. Cars that have been terminated forever

8. Any vehicle in which it is prohibited to be used in a way

A. Cars with unstable conditions

B. Vehicles that have license plates specified by the government

C. Registered and taxed vehicles

D. Vehicles with complete fittings

9. What does the safety zone mean?

A. The area has a mark indicating that the driver is safe to continue driving.

B. The area in which the driver can bring the car through.

C. The area in the roadway marked with a clear sign at all times for For pedestrians crossing the path to stop

waiting or allowing people to get in or out of the car to stop and wait before crossing over.

D. Districts where pedestrians can cross paths without stopping to wait.

10. Which car can be used in a car path?

A. Cars that are noisier than the criteria set by the government

B. Cars with dragging objects on the driveway

C. Vehicles with wheels, not tires

D. Vehicles with an engine noise of 80 decibels

11. A cross-shaped red traffic light above the bus lane prohibiting the driver to drive

A. Park the car in that lane

B. Stop and park in that bus lane

C. Drive in that bus lane

D. Stop the car in that bus lane

12. When the traffic officer stands and stretches his left arm to shoulder level. The driver who drives from the side of the traffic staff must stop.



- A. Side
- B. Front and Back
- C. Rear
- D. Front

13. When the traffic officer stands and stretches his lower right arm perpendicular to the upper arm and palms up, the driver who drives the car from which side of the traffic officer must stop.



- A. Back
- B. Front and Back
- C. Front
- D. Side and Back

14. Driving via a junction with traffic lights, flashing red lights. What should a driver do?

- A. Stop the car behind the line and let the car stop. When it is considered safe and not to obstruct traffic, drive on with caution.

B. Reduce the speed of the car and go through the road carefully.

C. Park the car carefully.

D. Increase the speed of the car and go through that route quickly

15. Driving via an intersection with traffic lights, flashing amber. What should a driver do?

A. Reduce the speed of the car and go through the road with care

B. Stop the car behind the line and let the car stop. When seeing that it is safe and does not obstruct traffic, therefore drive on with caution.

C. Park the vehicle

D. Increase the speed of the car and pass through the vehicle quickly.

16. Drivers must drive on the left side of the road. Except in either case, can travel on the right hand side or In the middle of the roadway


A. There is no opposite road.

B. The road is very wide.

C. The left side of the roadway has obstacles.

D. The roadway is flooded.

17. Signaling with arms with the driver extending his right arm straight outside the car at shoulder level and waving many hands up and down times. What does that driver mean?



A. Stop the car

B. Turn right

C. Will reduce the speed of the car

D. Park the car

18. How far must the driver drive the car from the front car?

A. To be able to stop the car safely when necessary

B. Not less than 2 meters

C. Not less than 1 meter

D. Not less than 3 meters

19. How many meters does the driver want to turn left to drive in the left lane before reaching the turn?

A. Not less than 15 meters

B. Not less than 20 meters

C. Not less than 25 meters

D. Not less than 30 meters

20. The driver must turn on the headlights or taillights of the car. Let other vehicles see at a distance not less than

A. 150 meters

B. 100 meters

C. 60 meters

D. 120 meters

21. In driving opposite directions what should the driver do?

A. Able to overtake the bus lane

B. Drive the car to the left

C. In the way where there is an obstacle in front, don't stop waiting for the passing car to pass

D. In a narrow passage that cannot be reversed smaller driver must stop at the left side for the larger car first

22. No driver must overtake to get in front of other vehicles while there is fog, dust, rain or smoke so that the distance ahead cannot be seen.

A. 60 meters

B. 90 meters

C. 70 meters

D. 80 meters

23. In any area, driving is not allowed to overtake other vehicles.

A. Narrow radius curve

B. In the case of an obstructed left-hand driveway.

C. 150 meters from the intersection

D. Overtake on the left while there is a car waiting to turn right

24. In which areas can make a U-turn?

A. Roadway marked with a U-turn sign

B. The area on the bridge

C. The distance of 150 meters from the flat surface of the foot of the bridge

D. Safety zone

25. When the driver finds the symbol "Always turn left" what should the driver do?

A. Slow down the car and turn left immediately

B. Stop and wait until you get a green light signal so you can turn left

C. Stop and wait for people crossing the road and cars coming from the right hand side to pass past and then turn left

D. Turn left and go immediately.

26. Who does not have a duty to make a traffic signal under the Road Traffic Act B.E. 2522.

A. Motorists

B. Traffic Officer

C. Motorcyclists

D. Pedestrians

27. The driver has not complied with any

- A. Reduce speed at the roundabout
- B. Reduce the speed when reaching the critical place
- C. Parking at the crossroads
- D. Slow down when you see people crossing the road

28. Any area can overtake

- A. The intersection way
- B. One way bridge
- C. The narrow radius curve
- D. On the surface of the road where there is a traffic sign to overtake

29. When should I change channels or overtake cars?

- A. Hurry to change channels quickly
- B. Must provide light signal or horn signal
- C. Overtake in front and immediately apply the brakes
- D. Hasten to overtake the machine quickly

30. Any parking area

- A. with a stop sign
- B. In the tunnel
- C. Joint intersection
- D. Parking lot in the mall

31. Driving according to any rules correctly:

- A. Driving abnormalities
- B. Overtaking the car in the tunnel
- C. Drive in a traffic obstruction manner
- D. Drive faster than the rate required by law

32. When arriving at the railroad and there is a passing train.
What should the driver do?

- A. Stop the car at least 5 meters from the railroad
- B. Drive through quickly
- C. Give a warning signal and drive through
- D. Stop waiting for the signal light and turn on the emergency light.

33. Any area can use the horn sound

- A. School
- B. Government office
- C. Public park
- D. Hospital

34. In the event of an accident, the driver will escape?

- A. No effect because it is not the fault
- B. It is presumed that that person was an offender
- C. Result in being right
- D. will be kept as a witness

35. When can the horn sound be used?

- A. Can be used when the front car drives slowly
- B. Convenient to use
- C. Always use
- D. Can be used when necessary to prevent accidents

36. When driving, how far should the vehicle be spaced?

- A. In a safe distance

- B. 13 m
- C. 50 m
- D. 3 Vehicle range

37. Before turning the car, must enter the lane of turning and turn on the light before turning the car no less than how many meters

- A. 3 meters
- B. 30 meters
- C. 10 meters
- D. 15 meters

38. Drivers who drink alcohol when measuring alcohol levels in the breath must not exceed how much.

- A. Not more than 60 milligrams Percent
- B. No more than 70 milligrams Percent
- C. No more than 50 milligrams Percent
- D. No more than 80 milligrams Percent

39. What is the penalty for driving while detecting alcohol in the body more than the legal limit?

A. Imprisonment of not more than 3 months or a fine of 1,000 to. 50,000 baht.

B. Imprisonment of not more than 1 year or a fine of 5,000 to. 20,000 baht or both.

C. fine not more than 5,000 baht.

D. fine not exceeding 10,000 baht.

40. In Bangkok, Pattaya or municipality what speed does it have to drive?

A. Not more than 90 kilometers per hour

B. Not more than 80 kilometers per hour

C. Not more than 60 kilometers per hour

D. not more than 100 kilometers per hour

41. Outside Bangkok Pattaya or municipality what speed does it have to drive?

A. Not more than 120 kilometers per hour

B. Not more than 80 kilometers per hour

C. Not more than 100 kilometers per hour

D. not more than 90 kilometers per hour

42. To give a turn signal how far must the driver of other vehicles be able to see?

A. Not less than 10 meters

B. Not less than 15 meters

C. Not less than 60 meters

D. Not less than 30 meters

43. How will the driver who turns the car have to give a hand signal?

A. Give the right hand signal only to the left hand

B. Giving signals to both the left hand and right hand

C. No hand signal is required at all

D. Hand signals are only given by the right hand

44. The area of the intersection and the sign prohibiting U-turn, but the traffic officer allowed to make a U-turn. What should be done?

A. Can return the vehicle

B. Can return the vehicle if there is no prohibition sign

C. Cannot make a U-turn

D. Can make a U-turn if not at a crossroad

45. What should a driver do to return a car?

A. Drive in any way

B. Look at the traffic signs that allow to make a U-turn and enter the lane correctly

C. Enter the lane with the arrow on the road straight

D. Make a U-turn at the yellow diagonal line

46. Which item is correct?

A. Motorcycles must drive in the left lane of the vehicle.

B. The passenger truck must drive in the rightmost lane.

C. The truck must drive in the rightmost lane.

D. Changing the lane to the right or left. Do not look at the left or right mirror.

47. In two or more traffic lanes in the same direction. Motorcycle rider What should be done?

A. Must drive at the far right

B. Must drive on the far left

C. Must drive a car, dividing a lane

D. Must drive in the right lane to go straight

48. Anyone exempted from wearing a helmet while traveling on a motorcycle

A. Monks, Novices

B. Passengers

C. Kids

D. Drivers

49. Which emergency light can be turned on correctly?

A. Broken car or car accident

B. Open anytime

C. Fog

D. Through the junction.

50. In carrying goods. What should the driver do?

A. can carry more than 1 meter wide on each side of the vehicle

B. can not exceed 2.50 meters on the back of the car

C. height of the car measured from the load more than 5 meters

D. carry on the front of the car. Not over 2.50 meters

51. Towing a car that cannot use the steering wheel or brake, what should be done?

A. Use people to push

B. Use cars to push

C. Use towing cables to tow

D. Use the front lifting or trailing lifting methods

52. Cars with slow speeds. What should the driver do?

A. Can drive on both the left and right

B. Drive on the right edge

C. Drive on the shoulder

D. Drive close to the left edge

Sign and traffic sign category

1. When finding this mark what should the driver do?



A. Increase caution. Stop the car

B. Increase caution. Stop-delivery zone

C. Drive slowly if it is unsafe for other cars or pedestrians in the way ahead must stop the car before reaching the line, make way

D. Be extra careful and park the car

2. This mark. What is a symbol?




A. Speed-slowing lines

B. Allow cars to turn

C. Do not turn cars

D. Allow parking

3. This mark. What does it mean?



A. Do not turn left or turn right

B. Do not drive straight or turn right

C. Drive in one direction on the left

D. Car on the solid line must not pass or straddle the solid line but the car on the side of the dotted line may overtake when it is considered safe

4. When this symbol is found what should the driver do?



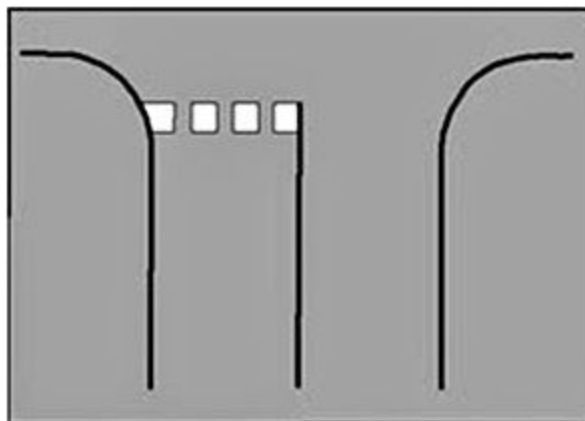
A. able to change lanes or traffic lanes or overtake

B. banned driving straight ahead or turning right. Do not change traffic lanes

C. Do not turn left or turn right. Do not change the traffic lane

D. Drive to the left one way. Do not change the traffic lane

5. When finding this mark what should the driver do?





A. Have the driver slow down the speed and hasten the engine first.

B. Drive the car slowly. If you see other cars or pedestrians in your path must stop the car before reaching the line.

C. Make the driver to drive fast.

D. Let the driver drive slowly.

6. When finding this mark what should the driver do?




A. To stop over the car at any time.

B. Stop-send zone at any time.

C. Stop the car before reaching the stop line or the way to allow pedestrians to cross the path.

D. Stop. The car overlays the line anytime.

7. When finding this mark what should the driver do?




A. Drive within the traffic lane. Do not overtake. Do not drive past or cross the line strictly.

B. Drive slowly. Turn right.

C. Drive to the right. Turn left

D. Be careful. Do not turn left.

8. When finding this mark what should the driver do?



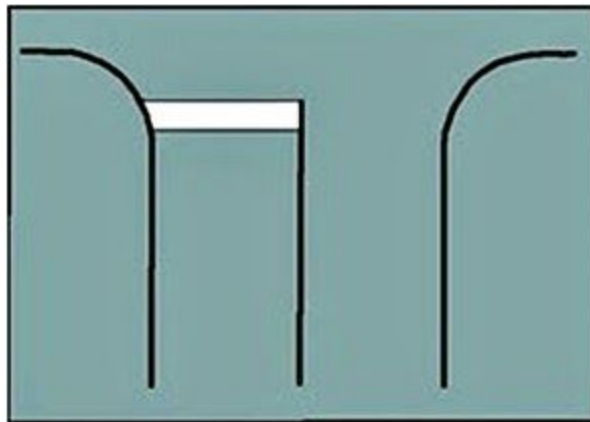
A. Be extra careful and do not overtake

B. Drive in traffic lanes. Do not cross the line, but overtake

C. Be careful. Do not change traffic lanes

D. Drive slowly down. Drive around the line

9. When this sign is found what should the driver do?



A. Let the driver drive fast

B. Line to give immediate information.

C. The driver drove the car to slow down. I had to overtake on.

D. Stop the car before the line across every position. The driver slowed down. The rush to air.

10. This mark. What is a symbol



A. Car stop zone

B. Stop-send zone

C. Safety zone

D. Parking area

11. This mark. What does it mean



- A. Do not stop all cars within the diagonal frame. Do not stop the cars except the cars that stop waiting to turn right
- B. All cars can park
- C. All cars can stop
- D. All cars can return

12. When this sign is found what should the driver do?



- A. To outrank other cars straight away. In the area marked with this mark
- B. Give the way to other cars first. With this in
- C. Stop the car. In the area marked with this mark
- D. Do not drive overtaking other vehicles. In the area where signs are installed

13. When finding this mark what should the driver do?



- A. Do not drive all the way into the signage network.
- B. Let people walk into. The installed label
- C. Only the coupe. The sign was installed in
- D. Drive-through. In the area where signs are installed

14. This mark. What is a symbol



A. Do not make a U-turn to the right

B. Do not make a U-turn to the left

C. Make a U-turn to the left

D. Make a U-turn to the right

15. This mark. What is a symbol



- A. Make a U-turn to the left
- B. Do not make a u-turn to the right
- C. Do not make a u-turn to the left
- D. Make a u-turn to the right

16. This mark. What is a symbol



- A. Make a U-turn to the left
- B. Make a U-turn to the right
- C. Do not turn left
- D. Do not make a U-turn to the left

17. This symbol. What is a symbol



- A. Make a U-turn to the left
- B. Make a u-turn to the right
- C. Do not make a u-turn to the left
- D. Don't turn right

18. This mark. What is a symbol



A. Do not change the lane to the right

B. Change the lane to the right

C. Do not change the lane to the left

D. To change the lane to the left

19. This mark. What is a symbol



A. Do not turn right or make a U turn

B. Turn left or make a U turn

C. Turn right or make a U turn

D. Do not turn left or make a U turn

20. This symbol. What is a symbol



A. Do not turn left or make a U turn

B. Turn left or make a U turn

C. Go left or right

D. Do not turn left or right

21. This mark. What does it mean



A. All vehicles must pass through the area where signs are installed

B. All vehicles must pass through the area where signs are installed

C. Only cars will pass through the area where signs are installed

D. Cars should stop and stop receiving - can be delivered in the area where signs are installed

22. This mark. What does it mean



- A. No trucks of all kinds shall enter and exit the signage installation area
- B. Allow trucks to enter the signage area
- C. No vehicles of any type will enter the signage area
- D. For vehicles of all kinds. Go through the area where signs are installed

23. This mark. What does it mean



- A. No trucks of all kinds
- B. Motorcycles are prohibited
- C. All cars are prohibited
- D. All vehicles are allowed to pass

24. This mark. What does it mean



A. Cars must not pass into the area where signs are installed

B. Cars should not be parked. But stop-send in the area where signs are installed

C. All vehicles must pass through the area where signs are installed

D. Motorcycle and cars of all kinds are prohibited to enter and exit

25. This symbol. What is a symbol



- A. Do not park
- B. Do not stop
- C. Do not use the sound
- D. Use the sound

26. This mark. What is a symbol



- A. Stop the car
- B. Do not park all types of cars
- C. Can overtake
- D. Give the way

27. This mark. What is a symbol



- A. Wheelbarrows, pull cart
- B. Let bicycles to park
- C. Motorcycle to park
- D. Do not stop or park all types of cars

28. This mark. What does it mean



- A. No people passing
- B. Crossings
- C. Crossroad areas
- D. Only pedestrians

29. This mark. What does it mean



A. Use the weight not more than 50 kg.

B. Do not use the sound more than 50 decibels A.

C. Do not use the speed limit more than "Kilometers per hour" according to the number of numbers received on that sign.

D. Speed must be more than 50 km / h.

30. This symbol. What does it mean



A. Vehicle is not over specified.

B. No vehicle is longer than specified.

C. No truck with a weight exceeding the specified number of "tons" according to the number specified in the sign passing in and out

D. Speed Limit

31. This symbol. What is a symbol



- A. motorcycle walkways
- B. public transport lanes
- C. bike walkways
- D. only pedestrian walkers


32. This mark. What does it mean



A. Give way to the car or pedestrians on the road ahead
ahead

- B. Do not turn the car to the left
- C. Do not turn the car to the right
- D. To turn the car to the right

33. This mark. What is a symbol



- A. To turn left
- B. Do not turn right
- C. The end of the control area
- D. Use speed

34. When finding this mark what should the driver do?



- A. Do not drive through
- B. Stop the car exactly where the sign and the cars are the way to go before
- C. To reduce speed and drive slightly to the left
- D. Reduce speed and drive slightly. To the right

35. This symbol. What does it mean



A. do not drive straight away

B. must drive straight in the direction specified by the sign as a one-way road only

C. not drive straight in

D. drive to the left

36. This mark. What does it mean



A. The way ahead is a one-way road to the left

B. Only go to the right

C. Do not drive to the right

D. Drive to the right only

37. This mark. What does it mean



A. Drive straight

B. Drive only to the left (kind of odd isn't it?)

C. Don't drive to the right

D. Drivers must drive past the right side of the sign

38. This mark. What does it mean



A. To turn left

B. To turn right

C. To keep left

D. Driver must drive past the right side of the sign

39. This mark. What does it mean



A. The driver must drive past the right side of the sign

B. Keep right

C. Turn left

D. Turn right

40. This mark. What is a symbol



A. Do not go to the left or to the right

B. Keep to the left or to the right

C. To be just right

D. Keep to the left only

41. This mark. What is a symbol



- A. Do not turn left
- B. Do not turn right
- C. To turn left
- D. To turn right

42. This mark. What is a symbol



- A. Do not turn left
- B. Do not turn right
- C. To turn left
- D. To turn right

43. This mark. What is a symbol



- A. Turn left or turn right
- B. Do not turn left or right
- C. Do not go straight or turn left
- D. Do not go straight or turn right

44. This symbol. What is a symbol



- A. Go straight but do not turn left
- B. Do not go straight or turn left
- C. Straight or turn left
- D. Don't go straight or turn right

45. This mark. What is a symbol



- A. Go straight or turn right
- B. Don't go straight or turn left
- C. Don't go straight or turn right
- D. Proceed straight or turn left

46. When finding this mark what should the driver do?



- A. Let the car drive on one way to the left.
- B. Allow all vehicles to cycle on the right side of the roundabout.
- C. Drive the car to cut or cut the face of other cars in the roundabout
- D. Drivers of all kinds of cars. Have to drive on the left side of the roundabout And stop waiting for the car that is moving in the way around the roundabout to pass first

47. When finding this mark What should the driver do?



- A. Drive into the car and motorcycle lane
- B. Do not overtake into the bus lane.
- C. Drive straight or turn right
- D. Don't drive straight or turn right

48. When finding this mark What should the driver do?



- A. Vehicles with at least 3 people can use this lane.
- B. Cars with 1 person can enter this channel.
- C. No more than 3 people can enter this lane
- D. Cars There are 2 people sitting in. Can enter this lane

49. This mark What does it mean



- A. The way ahead is a curving path to the right
- B. The way forward curves back to the right
- C. The left curve curves
- D.

50. When finding this mark What should the driver do?



- A. Drive slowly And be careful of the road ahead is a zigzag by starting to the right.
- B. Drive slowly and keep right. Drive along the zigzag direction, start to the left.
- C. Drive slowly and keep left. Start right
- D. Drive slowly and keep right. Drive in a reverse curve with a narrow radius. Start left.

51. When finding this mark What should the driver do?



- A. To drive slowly And be careful of workers who are working May have materials placed on the wrong road.
- B. Drive slowly. And be careful of workers surveying the
- C. to drive slowly And be careful The machine is working
- D. Drive slowly. And be careful of workers Explore buildings

52. When finding this mark What should the driver do?



A. should drive slowly and be careful The road ahead is currently being explored on the road surface or in the bus lane.

B. Drive quickly. Be extra careful with people who are working.

C. Drive fast. Increase caution The machine is working

D. Drive slowly. Increase caution Explore buildings

53. When this sign is found What should the driver do?



- A. Drive fast Increase caution The road ahead has a narrow bridge.
- B. Drive slowly. Increase caution The way ahead is a steep downhill
- C. Drive quickly. Increase caution The road ahead is a steep hill way
- D. Drive slowly. And be extra careful The way ahead must use the left bypass

54. When finding this mark What should the driver do?



A. Drive slowly Increase caution The road ahead is a steep hill way.

B. Drive slowly. And be extra careful The way ahead must use the right bypass

C. Drive fast. Increase caution The road ahead is a steep way down

D. Drive slowly. Increase caution The road ahead has a narrow bridge.

55. When finding this mark What should the driver do?



- A. Drive slowly There was no change to the right.
- B. Drive slowly. At that time there was no change to keep left.
- C. Drive slowly. At that time there were no changes. Do not overtake
- D. Drive slowly.

56. When this mark is found What should the driver do?



- A. To drive slowly The road ahead is a bend to the left.
- B. Drive slowly. And be careful.
- C. Drive slowly. The road ahead is a narrow radius curve to the left
- D. Drive slowly. The way ahead is a bend to the right.

57. When finding this mark what should the driver do?



- A. Drive at speed. To bend so as not to lose balance.
- B. Drive slowly. The road ahead is a curve to the left.
- C. Drive slowly. And drive on the left side with caution.
- D. Drive slowly. The way ahead is a narrow radius curve to the right.

58. This mark. What is a symbol



- A. Alternately
- B. Back curves beginning left
- C. Reverse curves start right
- D. Left curves

59. When finding this mark what should the driver do?



A. Drive slowly. And be extra careful. The road ahead has a separate way to the left.

B. Drive carefully. The road ahead is a crossway with the T-shaped road.

C. Drive carefully. The road ahead is to cross the T-shaped road.

D. Drive carefully. The road ahead is the Y-intersection.

(Y)

60. When finding this mark What should the driver do?



A. Drive slowly And be extra careful The road ahead has a master way to the right.

B. Drive with caution. Ek-ja intersection, yok right

C. Drive with caution. Master Way, Master Road on the right

D. Drive with caution. Doctorate intersection, Doctorate route on the left

61. This mark What does it mean



- A. The intersection of the Y-shaped
- B. The way intersects the T shape.
- C. The Doctor cut the Y-shaped path
- D. The Master's Intersection, Indented to the Left

62. This mark What does it mean



- A. The way of the master's intersection, the opposite side begins right.
- B. The intersection of the Y-shaped
- C. The intersection of the T-shape.
- D. The Doctor cuts the Master in a Y shape

63. This mark What does it mean



- A. Doctrate intersection, Master T shape
- B. The intersection of the Y-shaped
- C. The Master connects the Doctrate from the left.
- D. The intersection of the T-shape.

64. This mark What does it mean



- A. The Master connects the Doctorate from the right
- B. The Master connects the Doctorate from the left.
- C. The masters connect the masters from the left.
- D. The doctorate connects the doctorate from the left.

65. This mark What does it mean



- A. Doctorate, Doctorate junction from Y-shaped left
- B. The masters separate the majors from the left, Y-shaped
- C. The masters separate the masters from the left, Y-shaped.
- D. Master's degree intersection from right Y-shaped

66. This mark What does it mean



- A. Tho separate the major paths from the left, Y-shaped
- B. The doctorate path separates the doctorate from the left, Y-shaped.
- C. The masters separate the majors from the right, Y-shaped.
- D. The masters separate the masters from the left, Y-shaped

67. This mark What does it mean



A. The way ahead is an intersection with a roundabout

B. The way ahead is an intersection

The way ahead is a narrow path

D. The way ahead is the intersection.

68. This symbol What does it mean



- A. Narrow path to right
- B. Curve to left
- C. Narrow side to left
- D. Narrow forward way is passing through both sides

69. This mark What does it mean



- A. Narrower sides on both sides
- B. Narrow down right side
- C. Narrow side on the left
- D. Broader sides on both sides

70. This mark What does it mean



- A. Narrow right side
- B. Narrow path on both sides
- C. Narrow side on left
- D. Narrower side on both sides

71. When finding this mark What should the driver do?



A. Drive slowly And be careful The dangers of cars coming from the other side of the bridge.

B. Drive slowly. And be careful The road ahead is narrower.

C. Drive slowly. And be careful The road ahead has traffic lanes

D. Drive slowly. And be careful The road ahead has a narrow path on the left.

72. This mark What does it mean



- A. Traffic lanes closed on the left
- B. Traffic lanes closed on right
- C. Traffic lanes closed on both sides
- D. Traffic lanes cut on the left

73. This mark What does it mean



A. Traffic lanes closed on the right

B. Traffic lanes closed on both sides

C. Traffic lanes on the left

D. Traffic lanes closed on the left

74. When finding this mark What should the driver do?



A. Drive at normal speed But be careful of the train passing by

B. Drive slowly And observe the train on both the right and left side If there is a train going through Should stop at least 5 meters from the train.

C. Drive quickly. Because there is a train passing

by. D. Drive quickly because there are no obstacles.

75. When this mark is found What should the driver do?



- A. Drive slowly Ready to stop the car There is no road ahead
- . B. Drive slowly. Ready to stop the narrow bridge cars.
- C. Drive fast without stopping. Railroad crossing without obstacles
- . D. **Drive slowly and ready to stop.**

76. When finding this mark What should the driver do?



A. Drive slowly And be extra careful The car is not over 2.50 meters wide and can pass.

B. Drive slowly. And be extra careful The road ahead is wider than 2.50 meters.

C. Drive slowly. And be extra careful The road ahead is lower than 2.50 meters

. D. Drive slowly. And be extra careful The road ahead is higher than 2.50 meters.

77. When finding this mark What should the driver do?



A. Drive slowly And be extra careful Narrow down road not over 2.50 meters.

B. Drive slowly. And be careful about the width more than 2.50 meters.

C. Drive slowly. And be aware of the road higher than 2.50 meters

. D. Drive slowly. And be extra careful Vehicles not over 2.50 meters in height can pass

78. When finding this mark What should the driver do?



A. Drive slowly And be careful of the dangers that come from the park Because the road ahead is a steep way up the hill.

B. Drive slowly. And be extra careful Drive fast Because there is a rock falling.

C. Drive slowly. And be extra careful to release the gear or turn off the engine immediately for safety

. D. Drive slowly. And be extra careful when going down the slope to use gear

79. This mark What is a symbol



A. To release the gear or turn off the engine immediately for safety

B. The downhill slope

C. The steep uphill slope Use neutral gear

. D. Drive fast.

80. When finding this mark What should the driver do?



A. Drive slowly Increase caution The road ahead is very bumpy.

B. Drive slowly. Be careful about falling rocks

. Drive slowly. Be careful about the pavement

. Drive slowly. Increased caution on slippery roads

81. When finding this mark What should the driver do?



- A. Drive slowly And be extra careful Warning car jumps.
 - B. Drive slowly. And be extra careful The road ahead is a basin
 - . Drive slowly. And be careful of the slope
 - . D. Drive slowly And be extra careful Slope
82. When finding this mark What should the driver do?



A. Drive slowly more slowly And be especially careful with loose surfaces.

B. Drive very slowly And be especially careful A narrow narrow path on the right

C. Drive slowly And be careful of slipping Slippery ahead road can easily cause accidents

. D. Drive more slowly. And be especially careful The way ahead is a curved path.

83. When finding this mark What should the driver do?



A. Drive slowly And be careful of danger The road ahead might have bumped surface material

. B. Drive slowly. And be careful of the rock fall

. Drive slowly And be careful of slippery

d. Drive slowly And be careful of the maze

84. When finding this mark What should the driver do?



A. Drive slowly And be careful about the road ahead. Stones may fall into the surface. Cause to obstruct traffic.

B. Drive slowly. And be extra careful Steep climb way.

C. Drive slowly. And be extra careful with the way down the steep slope

. Drive slowly And be extra careful with the narrow path

85. This mark What is a symbol



A. Rough road surface

B. Open bridge

c. Warning car jumps

d. The path is puddle

86. This mark What does it mean



A. Not parallel

. B. Change lane symbol on the label

set. Do not change lanes

d. Make out the parallel.

87. When finding this mark What should the driver do?



- A. Drivers on the main road be careful Prepare to exit.
 - B. Drivers should be careful on the main road. Prepare to turn left.
 - C. Drivers on the main road should be careful. Prepare to exit to the right curve
 - d. The driver on the parallel path prepares to enter the main path
88. When finding this mark What should the driver do?



A. The driver on the main road prepares to exit parallel Drivers on the parallel path are careful of vehicles coming in the same direction.

B. Drivers in the main route From left to prepare the maze

c., Who ran in the primary winding to the left to release the position. Driving in the primary winding start preparing right way.

89. When finding this mark What should the driver do?



- A. Drive carefully to the left side with caution. Narrow left.
- B. Drive on the left with caution. A narrow way on the right
- C. Drive on the left with caution. Downhill steep road. Drive on the left with caution.

90. When finding this mark What should the driver do?



A. Drive slowly and keep left, be extra careful Right side way.

B. Drive slowly and keep left. Be careful. The way ahead is a joint road with no

c. Drive slowly and keep left. The way ahead

. D. Drive slowly and keep left. Be careful. Left hand side

91. When finding this mark What should the driver do?



A. Drive slowly

Drive near the edge of the road and be careful of the dangers of the opposite road. B. Drive slowly. And keep left The way ahead is one way.

C. Drive slowly. And keep left The way ahead is a one way road on the left

. D. Drive slowly. And keep left The way ahead has a one way road on the right.

92. When finding this mark What should the driver do?



- A. Drive slowly And ready to comply with traffic lights
- . B. Drive slowly. And ready to enter the two-way driveway.
- C. Drive slowly. And ready to make a U-turn In the way ahead
- . D. Drive slowly. And ready to enter the one way ahead

93. When finding this mark What should the driver do?



- A. Have the driver prepare to turn left.
 - B. Drive slowly, be careful of people crossing the road.
Because the road ahead has a way for people to cross Which someone always crosses over.
 - C. Let the driver prepare to park
 - . D. Let the driver prepare to give way
94. When this sign is found What should the driver do?



A. Drive slowly And prepare to go on the two-way path.

B. Drive slowly. And be prepared to give way to the front car.

When reaching the sign

, drive C. Slow down And be prepared to go on the one-way road

. D. Drive slowly And prepare to make a U-turn in front

95. When finding this mark What should the driver do?



- A. Drive slowly Because the way ahead is working.
 - B. Drive slowly. Be careful of people crossing the road because there are always communities crossing the road. Drive slowly. Because the road ahead has many school districts
 - . D. Drive slowly. Because the way ahead Beware of students
96. When finding this mark What should the driver do?



A. Drive slowly Be careful of thieves.

B. Drive slowly. Be careful. Danger

. Drive slowly. Be careful of students

. D. Drive slowly. Beware of people crossing the road

97. When finding this mark What should the driver do?



A. Drive slowly and be careful of people crossing the road.

B. Drive slowly and be more careful. The road ahead may have animals crossing the road.

C. Drive slowly and be careful of students

. D. Drive slowly and be careful.

98. This mark What is a symbol



A. Be careful of people crossing the road.

B. Be careful of students.

C. Be careful of danger

. D. Be careful of low flying planes.

99. When this sign is found What should the driver do?



A. Drive slowly And be extra careful in the direction ahead, there may be danger such as There is a traffic accident etc.

B. Drive slowly. And be especially careful with students.

C. Drive slowly. And be careful with animals

. D. Drive slowly And be especially careful with people crossing the road

100. This mark What does it mean



A. No overtaking

zone. B. Overtaking

zone

.

101. This mark What is a symbol



A. u-turn

b. No-u-turn

c. No overtaking

D. start the expressway (Special highway)

102. When finding this mark What should the driver do?



A. The way forward is to return the vehicle back to the car with a sign "the turn"

b. Do not turn

on. Turn on the car

d. Turn left.

103. When finding this mark What should the driver do?



- A. who turn the car
- B. Drive slowly and be careful of people crossing the road If someone is crossing the path, stop. Pedestrian crossing
- c. No people crossing the road

Etiquette and consciousness category

1. What should be done when driving into a roundabout without traffic lights?
 - A. Let the car on our right in the roundabout first
 - B. Let the car on our left in the roundabout first

C. Give the car that enters the roundabout and will turn left first

D. Give the car that enters the roundabout and will go straight ahead

2. Driving a car at an intersection with more than 2 lanes. Which is correct?

A. Change the traffic lane to the left or right while in a turn.

B. Straddling traffic lanes for wider encircling.

C. Drive in the same lane from the beginning of the intersection until turning.

D. Drive in the far left lane and change to the right lane while turning.

3. In the event that you drive through an alley with lots of cars waiting to be departed, what should be done?

A. Honk the horn or give the warning light to the car that will leave the alley before driving through.

B. Open the way for cars to leave the alley, alternating with direct cars.

C. Try to drive close to the front car so that the car in the alley is not inserted.

D. Drive through the alley at a speed to signal the request.

4. What is the driver's attitude and consciousness to drive safely?

A. Drive slowly. Calm down.

B. Drive skillful, agile.

C. Drive with consciousness, strict traffic discipline, show manners and kindness.

D. Drive well without accidents.

5. What drivers should not do when receiving a green light to drive the car?

A. Gradually move the car out, leaving a considerable distance to the front car.

B. Slow down the motorcycle or car in front to move out first.

C. Inspect cars in other intersections that may come out before driving into the front intersection.

D. Honk the horn, accelerate the front car to move out quickly

6. What should drivers do when they receive a yellow signal?

A. Slow down the car and stop at the white line to stop the car to prevent driving through the red light.

B. Honk the horn, accelerate the car in front to drive faster so that our cars do not have a red light signal.

C. Drive to change lanes to overtake vehicles up to the red light.

D. Follow the front car through the red traffic light.

7. What drivers should do when they see people standing on the sidewalk and showing signs of crossing the road at the crosswalk.

A. Honk to warn people to cross the road and speed past

B. Touch the brake to remind the car to know that you are about to stop. And stopped at the crosswalk

C. Drive behind the front of the car closely, without stopping the person from crossing the road

D. Drive overtaking a parking lot for people to cross and drive quickly

8. Providing the correct light signal when driving into a crossroad

- A. Provide emergency signal lights when driving directly
- B. Give signal light only to turn right only
- C. Give light signal every time when wanting to turn left or right
- D. No need to provide right or left turn signal lights.
When driving in the front car with the same turn signal

9. Who has to wear seat belts while traveling in a car for life safety?

- A. All drivers and passengers, both adults and children, front and back seats
- B. The driver and passenger of the front seat only
- C. Drivers and passengers aged over 12 years old because they can wear seat belts
- D. Drivers and passengers Except for the elderly and children younger than 12 years old

10. Drivers should do to overtake the car safely and without manners.

A. Honk the horn to signal before overtaking. Accelerate overtaking left or right up the entire path of the car running.

B. Give the signal before overtaking, overtaking, and then quickly broken back into the same lane at a close distance, reducing the speed to the same as the overtaking car.

C. Honk the horn to give signal before overtaking. Speeding up overtaking and overtaking the car parallel to the overtaking car for another period.

D. Give the signal before overtaking. Speed up to overtake. Allow some space before allowing the traffic lights to return to the same lane. Accelerate the car to suit the car in front.

11. What should you do when other drivers give traffic lights to share traffic lanes with you?

A. Give a feedback signal by slowing down the speed allow space for that car to change the traffic lane to safely come in.

B. Honk the horn hurriedly drive to the car in front To prevent them from entering.

Drive close to the car in front trying to squeeze the front car into the front of the car.

D. Accelerate vehicle speed do not open spaces to be inserted into our traffic lanes.

12. When driving in the far right lane and a rear car drives up at high speed. What should you do?

A. Give the left turn signal and change to the left lane to allow the car with a higher speed than your car to overtake safely.

B. Accelerate the speed of the rear car. Try to drive a distance from the rear car.

C. Drive at the same speed For the rear car to change the traffic lane to the left.

D. Give the left turn signal Break to the left lane Race against a car in the right lane.

13. What should you do when other drivers open the road for you to go first or participate in traffic lanes as well?

A. Speeding the car by crossing to the next lane

B. Bend your head or raise your hand. Thank you. While moving the car away or participating in traffic lanes in an urgent manner

C. Thank him. While moving the car away or participating in the traffic lane that asks to join with caution.

D. Drive out or join the traffic lane slowly and try to push over to the next lane.

14. What is the behavior of the driver that is behaviorless and may cause an accident?

A. Drive the car in front of the car with appropriate spacing.

B. Drive the hijack at the front of the car that drives slowly along with honk the horn.

C. Honk the horn to alert the car that has stepped back to hit your car which is parked with a red light.

D. Turn on the fog lights when heavy rain.

15. The correct use of high lights and not bad manners

A. Turn on highlights to check road and roadside conditions. Only for very dark paths and no vehicles running in front or in opposite directions. And turn off

the high lights as soon as there is a car running in front or opposite

B. Turn on the high beam instead of the illumination when running on a provincial road without electricity on both sides of the road and the rear lights of the car in front can be seen.

C. Always turn on the high beam when running into a very dark bend and a car running in front or opposite

D. Always turn on the high beam when running on roads that are uphill or downhill without. Electricity illuminates the wayside and can see the headlights of the car running opposite

16. What actions of drivers, which are acts that show courtesy and kindness to road users?

A. Drive over the queue into the bridge or before entering the alley

B. Drive on the shoulder to enter in the normal traffic lane

C. Make a U-turn on the road that has traffic lanes opposite in a way that obstructs traffic

D. Do not stop the car on the yellow diagonal line or at the mouth of the alley and allow the car on other routes to pass while your car is in traffic

17. Which item is a correct behavior and shows good manners for drivers?

A. Not disabled, but park in the disabled parking area.

B. Want to go straight but drive in a traffic lane, turn left or turn right or make a U-turn.

C. Always make a U-turn at U-turn, even at a distance.

D. Park the vehicle in a way that interferes with other vehicles by using gears and handbrakes.

18. When driving into a community with traffic congestion. What should a driver do?

A. Honk the horn to speed up the car in front and warn the pedestrians to go out

B. Drive slowly with caution. Use horns only when necessary to alert pedestrians or other vehicles

C. Drive the car parked or pedestrian by crossing to the traffic lane at the park

D. Drive an arrow back to escape traffic congestion to other routes

19. While you drive the car and notice that there are people crossing the road in front. What will you do?

- A. Trying to drive quickly through
- B. Honk the horn loudly and drive quickly through
- C. Reduce speed and stop the car with safety for people to cross the road
- D. The brakes stop quickly for people to cross the road

20. If a driver is making a U-turn into the lane where you are driving. How will you decide?

- A. There is kindness and generosity for the way to the U-turn
- B. Irritated. Honk the horn, chase but stop
- C. Speed up to ask for the way not to turn back
- D. Dodge the car by overtaking another channel

21. During night time driving how should the car headlights be used?

- A. Turn on the high beam light while driving.
- B. Turn on both the front and fog lights.

C. Turn on the front lights, fog lights and emergency flashing lights.

D. Turn on the low beam when there is a car in the front and the car coming in opposite direction.

22. Driving through curves, intersections, junctions. At night, how should the appropriate headlights be used?

A. Slow down before entering the intersection. Then flashing lights and turning on emergency lights

B. Before entering the curve, flash the lights and reduce to a low light when there is a car reversing

C. Slow down before turning on the high beam

D. Slow down before turning on low light

23. Driving through a community, school, or crowded place what should be done?

A. Slow down honk and use caution

B. Slow down and use caution when driving

C. Honk the horn and slow down the speed

D. Honk the horn and accelerate to get away fast

24. If while driving you noticed that public buses, truck or other vehicle that the driver has a careless behavior Terrifying and may cause an accident How will you manage?

- A. Turn on the emergency light to alert the back car
- B. Drive overtaking quickly
- C. Drive the chase and honk to stop the behavior
- D. Should slow the car away from the said car and immediately notify the police

25. Which of the following do you think is a very bad etiquette?

- A. Use normal vehicle speed when there is another car flashing lights ask for directions
- B. Drive left or give way to emergency vehicles
- C. Drive the rear pendant and honk the horn on the highway
- D. Slow down to other cars to overtake

26. What do you think is driving without consciousness?

- A. Drive while exhausted, drowsy, or drink alcohol.
- B. Slow down and be careful when driving through busy educational institutions.

C. When you feel tired, drowsy, stop immediately.

D. No one is correct.

27. Do you think what the driver should be done to drive the car to be safe?

A. Chat tease with girlfriend while driving

B. Use a mobile phone while driving

C. Drink alcohol, stay up late, stay up late to wake up, but come in to drive the car

D. Don't be careless, disciplined and respect traffic rules

28. Drive on the right highway appropriate. What should be done?

A. Drive slowly in the right lane

B. Drive fast in the right lane

C. Do not drive faster than the rate required by law

D. Not allowing drivers to overtake on the left side

29. Which item is the most accurate practice?

A. Drive a car with a valid driver's license and obey traffic rules

- B. Study and learn in traffic rules
- C. Study and learn in traffic laws both domestically and internationally
- D. Listen carefully to the training for driver license exams

30. Which item is a proper practice?

- A. Check it sometimes. Don't check it sometimes
- B. Never check the car maintenance
- C. Check the car once a year
- D. Check the car according to the car manual

31. Which item can be considered as a conscious driver?

- A. Prepare both the car and the person before departure
- B. Check the car maintenance regularly
- C. Drive overtaking to reach the destination quickly and in time
- D. Drive slowly, keep right along the route

32. Driving during heavy rain, how should you drive?

- A. Gradually drive and turn on the high beam.

B. Reduce the speed carefully. Turn on the headlight and wiper.

C. Drive carefully and turn on the car headlights and fog lights.

D. Stop the car on the road. And wait until the rain stops and then continue driving.

33. Driving on an uphill and downhill road and there are dangerous bends along the way. What should you drive?

A. Stepping on the brakes during downhill and using high gear

B. Must accelerate the speed of the car to go up and down the hill

C. Must use the right speed and gear correctly

D. Use high gear while going uphill, downhill and bend

34. Before using a long-distance travel car, how should you prepare?

A. Study the route. Get enough sleep

B. Study the route. Read the tourist guide book until late

C. Add lubricant oil more than the specified value in case of leakage

D. Reduce tire pressure to increase traction

35. If there is a driver hijacking your car in the far right lane and honk the horn after the left lane is empty. How should you act?

A. Overtake first and drive the chase all the way.

B. Speed up absolutely not overtake.

C. Drive carefully. Drive on the left lane carefully.

D. Flashing the left light is a signal to overtake the left.

36. While traffic jams and vehicles in front of your car have decided to use the left shoulder lane and other cars followed. What will you do?

A. Drive the same lane

B. Hurry to flash the left light to signal And followed immediately

C. Give a light signal and overtake the left carefully

D. Give a light signal and overtake right into the driveway

37. Which item is a behavior that should be observed on the road?

A. Drive a hijack behind a large truck In order to prevent other cars from crossing the entrance into the car.

B. Drive and see the sun. Raise your hand to protect against light in the eyes.

C. Drive the arrow back to save fuel.

D. Drive at a speed not exceeding the specified limit and overtaking in the case that it is necessary to overtake only.

38. While you drive on the highway Use the speed required by law. In the far right lane there is a car running at high speed or flashing highlights from behind you to. Ask for things that you should do

A. Continue driving as normal. Because already obeying traffic rules not driving fast didn't break the law

B. Open the way to avoid the car overtaking. By turning on the left turn signal and slowly turning the car into the left lane or middle lane

C. Drive more slowly than before. To confine or intercept the rear car to drive at the speed according to traffic regulations same as you

D. Drive a car fleeing forward at a higher speed than that car

39. Which item should not be followed to drive safely to destination?

A. Hasten to drive to reach the destination before dark

B. Get familiar with the car to drive. In the case of a car that has never been driven before

C. Enough rest and not drinking

D. Conscious driving responsibly

40. While you drive on the road and others are sharing the spirit of the road which is not a way to act.

A. Send a smile to show appreciation

B. Bend the head to show gratitude

C. Raise your right hand to raise your eyebrows to show gratitude

D. Turn on the high beam to show gratitude

41. In the event that you drive a car illegally, violate traffic rules, or cause trouble for others when the owner of the vehicle is facing you, what should be done is

A. Request to have the proceedings in accordance with the law that any party is wrong

B. Park the car down and ask what kind of trouble has been caused

C. Raise the right hand up at the level of the eyebrows and bend the head. In order to convey that they have made a mistake and apologize

D. Hurry to drive from there as soon as possible

42. Which item shows awareness of safe driving? By avoiding risky behaviors and unsafe actions

A. Forcing yourself to comply with traffic rules while driving. Without having to wait for traffic police to force.

B. Adjustment of equipment, fixtures and systems of the car to be different from the condition that came out of the factory.

C. When reaching the crossroads, always stay first No need to let a car in the Master's way to join the road.

D. Turn on the emergency light. When parking in a prohibited area.

43. While you drive on the road there is an accident in front of which is not a way to comply with the car. Coming back, knowing that you need to slow down or stop and stop the car without crashing into the back of your car

A. Assess the situation of the front of the car and the back of the car for proper braking weight.

B. Drive near the car to the scene of the accident and then apply the brakes vigorously to stop the vehicle immediately.

C. Give the brake light in advance by using the feet to touch the brake pedal for 1-2 times, then stop.

D. Hold the brake on so that the brake signal lights stay on until the back car drives. Followed in advance and when stopped in the back of the car. Then slowly release the foot from the brake pedal.

44. When passing or changing lanes, be safe and mannered. Which is not a good manner to drive a car?

A. When passing the car in front, then sweep the face to the left immediately.

B. Give the right turning signal Before overtaking every time to let the front car aware and be careful or give way.

C. Do not overtake in a tight place or do not overtake.

D. The narrower the road, the more slowly and overtake with caution.

45. When the car that drives behind comes to give a signal to overtake. Good etiquette to show the response that consent is overtaking.

A. Provide emergency signal

B. Give the horn signal

C. Give the left turn signal

D. Give a high signal light

46. Which of the following are driving behaviors that show that the driver has a sense of safety in using the car on the road?

A. When driving to the intersection, slow down every time, regardless of whether there is a traffic light or not.

B. Follow the traffic lights or traffic signs. If not treated, the police arrested the fine.

C. When changing lanes, push in without signal lights because if the signal lights next to the cars will not open the channel to change lanes.

D. In the case of an intersection with traffic lights follow only the signal lights, no need to look left and right.

47. While you are driving on the road and noticed that in front of people crossing the road without crosswalk. Which one is considered a correct practice?

A. Drive through normally because the safe road crossing must cross the crosswalk only

B. Flashing high lights to warn not to cross and drive through as quickly as possible

C. Press the horn repeatedly. Warning: Do not cross because it may be hit by a car

D. Slow down and stop

48. After the accident and survived, which is a concept that reflects the driver's awareness of safety in the use of cars on the road.

A. Dee said yesterday that it had exited the fate, otherwise would not survive it.

B. A said that because the amulet hanged, protected, protected.

C. Nang B. said that this year, fortune tellers say that the horoscope will do well. Nothing is a problem.

D. Ms. C said that he has always studied safe driving principles.

49. Good driving etiquette makes driving on the roads safe which is the etiquette that should be followed.

A. When driving in a turn, regardless of which lane by having manners and turning, must keep the line in that lane first When they saw it was safe, then they could change lanes.

B. While driving in the right lane, but driving at a speed that is determined by law if there is a car at the end, that car is moving too fast. No need to hide.

C. When 2 cars come to the intersection or roundabout at the same time, which car is always faster than before?

D. Fog lights are beautiful decorative lights that can be turned on while there is no fog.

50. When should the driver use the horn?

A. Chase pedestrians crossing the crosswalk.

B. Speeding the front car to drive faster.

C. Prevent danger or accident that may occur from the car.

D. Say hello to other known drivers.

Techniques for safe driving

1. Driving while it rains what should the driver do?

A. Emergency lighting on the entire route

B. Open the wiper

C. Use more caution

D. Reduce the speed of the car than usual

2. In the event of a car breakdown what should be done?

A. Park the car in the middle of the road

B. Put branches on the back of the car.

C. Burn the forest on the side of the road if it's night.

D. Park the car on the side of the road, turn on the emergency lights.

3. What color is the warning light on the car dashboard? That shouldn't appear while driving

A. Red

B. Green

C. Yellow

D. Blue

4. In what manner should the steering wheel be held?

A. Five fingers hold the steering wheel tightly. Can be rotated flexibly.

B. All five fingers hold the steering wheel as tightly as possible.

C. All five fingers touch the steering wheel can turn the steering wheel with one hand.

D. Use the thumb and index finger to hold the steering wheel for just two fingers.

5. When the driver drives a car on a wet, slippery road what should be done?

A. Step on the brakes immediately, then slowly release the new accelerator.

B. Remove the accelerator to use the low gear.

C. Pull the throttle to hold the steering wheel to hold the car firmly.

D. Consciousness Hold the steering wheel well speed up and escape.

6. While driving up the slope if the engine is turned off, what should be done?

A. Step on the brake, pull the hand, brake into neutral and start a new engine.

B. Step on the brake, pull the handbrake and start a new engine.

C. Change to a lower gear, pull the handbrake and start a new engine.

D. Let the car flow and then prop up the car.

7. While driving, if the windshield breaks the front of the car what should be done?

A. Conscious. Reduce the speed of the parking lot. Turn on the emergency light.

B. Consciously turn on the emergency light. And keep driving.

C. Conscious. Turn on emergency lights. And stop the car immediately.

D. Conscious. Park the car on the side of the road.

8. For the safety of driving during the rainy season. Should first check which components of the car are in the car?

A. Windshield wipers

B. Water in the radiator

C. Distilled water, batteries

D. Inspect the car window and door

9. Which item does the car headlight turn on incorrectly?

A. When unable to see the way ahead in the distance less than 150 meters

B. When rushing to work

C. When heavy rain

D. When there is fire on the road

10. While driving smelly the air conditioner is not cold. The engine does not accelerate. What should be done?

A. Keep driving.

B. Slow down and keep on.

C. Stop immediately in the middle of the road. Do not move.

D. Park the car in a safe place and call a mechanic to check.

11. Stopping a car on a slope. How should they be followed in order to be safe?

A. clutch pedal, brake pedal, pull the hand brake and release neutral

B. clutch pedal, brake pedal, release neutral

C. clutch pedal, brake pedal, pull the hand brake

D. brake pedal, and then pull the hand brake

12. Steering. What is the effect of when the car is stationary?

A. Make steering wheel easier

B. The treads wear faster than usual

C. Waste of power oil

D. Fuel Consumption

13. The sudden stop (The car does not use ABS brakes). What should be done?

A. Stepping on the brakes vigorously without having to withdraw the brakes

B. Step on the clutch first. Then step on the brakes

C. Pedal the brake and clutch at the same time

D. Step on and release the brake alternately (repeat the brake repeatedly)

14. What is the effect of a car driving at a high speed and suddenly stepping on the brake (the car does not use ABS)?

A. The car will stop at the specified distance.

B. The wheels will lock and the car will rotate.

C. The car will slowly slow down.

D. The wheels will lock and the car will stop immediately.

15. While driving, the tire is broken. What are the symptoms?

A. The steering wheel will be weightless

B. The steering wheel is heavy. The car will tilt

C. The car stops suddenly

D. Brakes will not work

16. While driving, the tires break or explode. What should the driver do?

A. Controlling consciousness, steering slow down and should not step on the brakes suddenly

B. Hurry to step on the brakes as fast as possible

C. Quickly turn the steering wheel to avoid the side of the road

D. Release the neutral gear and then quickly step on the brakes

17. While driving if the car bonnet is open what should the driver do?

A. Reduce the speed and park on the side of the road. To close the bonnet neatly

B. Swerve the car to the side immediately to close the bonnet neatly

C. Sudden braking

D. Step on the accelerator so the bonnet is bumped off

18. Which item is a preliminary solution to a short-circuit?

A. Find a thick cloth to

B. Cut the electricity or find a way to pry out the battery terminal first

C. Running for oil to pour

D. Use sand to splash on

19. Adjustment of the driver's seat is too far. What will be the effect?

A. Make it easy to get into gear

B. Makes the visibility very clear, can make good decisions

C. Difficulty controlling the steering wheel. Use inconvenient equipment. In an emergency, can not use the clutch and brake

D. Make the brakes convenient

20. Checking whether seat belts are still working or not how to check?

A. Quickly pull the belt strap then the belt strap must be locked

B. See if it is new or not

C. See if the belt has a brand or not

D. Must have a dark color

21. If the car loses its balance while skidding what should be done first?

A. Rush into the low gear to slow down

B. Slowly step on the clutch

C. Turn the steering wheel to the left, to the right, to some

D. Hold the steering wheel down firmly

22. Parking at the edge of the road in what manner should the front wheel be?

A. Facing the edge

B. Stay anywhere

C. Straight and parallel to the edge of the foot or foot

D. Turning away from the edge

23. What is the disadvantage of reverse gearing while the car is still stopped?

A. Does not affect any part of the car

B. Gearing hard and causing the gear to break faster than usual

C. Cause the gear oil to run out quickly

D. The engine consumes engine oil

24. What speed should it be used to drive a reverse vehicle?

A. Backwards slowly and exercise caution

B. Any way to withdraw

C. Retreat, like walking

D. Use the speed according to the condition of the car

25. Which item is the correct starting engine?

A. Handbrake - Release neutral gear - Turn off electrical equipment - Clutch pedal - Start the engine

B. Release neutral gear - hand brake - start the engine

C. Clutch pedal - start the engine

D. Release the hand brake - turn off electrical equipment - start the engine

26. If heavy rains occur so that the path cannot be clearly seen. What should the driver do?

A. Park the car immediately

B. Turn on the headlights, accelerate through the heavy rain

C. Speed up the rainy areas quickly

D. Park the car in a safe area. Turn on the car headlights and turn on the emergency lights

27. Holding the steering wheel while driving directly. Right hand and left hand of the driver. What position should the position of the watch face be?

A. Position number 2 and number 10

B. Position number 4 and number 10

C. Position number 3 and number 10

D. Position number 6 and number 10

28. When driving while raining. What should you not do?

A. Open the wiper

B. Turn on emergency lights all the way

C. Drive more carefully

D. Reduce the speed of the car

29. When driving while it rains. What should you not do?

A. Open the wiper

B. Turn on the emergency lights all the way

C. Drive more carefully

D. Reduce the speed of the car

30. From the picture, if you want to drive straight past you should be careful and how to act

A. Reduce speed and be extra careful before reaching the intersection

B. Be careful of the car on the left because it is near our lane

C. Be careful of the car on the right and continue to drive

D. Drive at the same speed

31. From the picture, if you want to drive straight past you should be careful and how to act

A. Slow down the car and let the car on the right hand to pass first

B. Can continue driving because we are the first

C. Drive at the same speed

D. Speed up the engine to pass first

32. From the picture, if you want to turn right you should be careful and how to act

- A. Stop the car away for safety
- B. Drive in the right lane to turn
- C. Turn with the car in front immediately
- D. Slow down the car because the front car will turn left

33. From the picture, if you see the traffic signal turns yellow, you should be careful and how to act

- A. Accelerate and drive through
- B. Honk the horn and drive through
- C. Slowly press the brakes repeatedly to warn the rear car to be careful and prepare to stop
- D. Step on the brake to stop the car immediately

34. From the picture, if you want to turn left you should be careful and how to act

- A. Reduce speed and be careful of cars on the left including the same person crossing the road
- B. Immediately turn left
- C. Speed up to be able to turn faster

D. Honk before turning the car

35. From the picture, if you want to turn left you should be careful and how to act

A. Keep following the car in front and turn right away.

B. Turn on the turn signal, slow down the car, stop the pedestrians to cross the road first.

C. Honk the horn for the pedestrians to cross the road quickly.

D. Turn on the emergency light to warn the car in the back.

36. From the picture, if you want to turn right you should be careful and how to act

A. Should turn to keep up because there is a large car blocking the car on the opposite side

B. Speed up to turn right immediately

C. Stop in the position to turn and let the opposite side to pass first

D. Drive in the lane. Right side to make a turn

37. From the picture, if you want to turn right you should be careful and how to act

A. Turn on the turning signal, slow down the car, stop the pedestrians to cross the road first

B. Follow the car in front and keep turning immediately

C. Honk the horn for the pedestrians to cross the road quickly

D. Drive the car out in the lane. Right to make a turn

38. From the picture, if you want to drive straight you should be careful and how to act

A. Honk the horn for the front car to speed up

B. Continue to drive at the same speed

C. Slow down and give way to the car that turned

D. Turn on the emergency light and drive quickly

39. From what image of the car is in the blind spot of the white car?

A. Cars

B. Cars and Cars B

C. Cars and Cars

D. Cars and Cars

40. For what reason, the driver must look to the side before changing the traffic lane

A. Will make it able to change traffic lanes more quickly

B. To check the blind spot of the car on the right

C. To change traffic lanes in the event that you do not want to turn on the turning signal

D. To be able to see people walking around the way on foot

41. Which is the correct meaning of the blind spot?

A. The back area of the car that the rear view mirror cannot capture.

B. The area that the driver can't see clearly while driving

C. The front area of the car that the driver can't see

D. The left area. Of the car that the driver can not see

42. If the machine is turned off while moving from a steep slope what should you do first?

A. Immediately brake to prevent the car from flowing

B. Switch to neutral

C. Start the engine

D. Turn on the emergency light

43. Driving up or down a steep slope which gear should be used?

A. Low Gear

B. High Gear

C. Neutral Gear

D. Any Gear

44. When driving down a steep slope the driver should use low gear because of what reason

A. To increase the power of the car

B. To delay the speed of the car

C. To reduce the heat of the engine

D. To increase the speed of the car

45. Why should I not use the brakes continuously for a long time while driving down a steep slope?

A. Will waste time traveling

B. Will cause waste of oil

C. Will cause brake pads to burn

D. Will cause the car to move slowly

46. Driving through water what should the driver do?

A. Reduce the speed but accelerate the engine slightly more than usual

B. Turn on the emergency light

C. Drive at a higher speed

D. Drive at a normal speed

47. Why should I drive a car while driving through water?

A. To keep the car at a constant speed

B. To heat the engine

C. To increase the speed of the car

D. To prevent the engine from shutting down

48. What should you do while driving through a flooded area?

A. Drive slowly behind the front car at a reasonable distance

B. Try not to use the brakes absolutely

C. Try to drive the rear car at all times

D. Turn on the emergency light at all times

49. After driving through the flooded area which of the following should you test?

A. Engine starting system

B. Electric system

C. Brake system

D. Suspension system

50. Which of the following is the greatest benefit of slowing a car with an engine while descending a steep slope?

A. Go down the slope with safety

B. Reduce wear of brake pads

C. Save fuel

D. Increase stability of the car

51. Why does the car slip easily while it rains?

A. Rainwater causes bumpy road damage

B. Rainwater will become a film to support the rubber between the road surface

- C. Concrete road can absorb rainwater very well
- D. The road surface adjusts the temperature too quickly

52. Which item should not be treated when driving during heavy rain?

- A. Drive fast and hit the brakes violently
- B. Drive at low speed
- C. Turn on the headlights
- D. Stop the car around the road

53. Which of the following is correct for nighttime driving?

- A. Turn on the high beam all the time while driving
- B. Drive slower than normal or not faster than the sight
- C. Drive as fast as usual
- D. Turn on the emergency light at all times while driving

54. After an accident what do the drivers have to do first?

- A. Notify a rescue
- B. Inform the police
- C. Inform car insurance

D. Give a warning signal to other vehicles

55. If someone is injured after an accident what should you do if you are not injured?

A. First aid and hurry to the hospital

B. Do not pay attention if the injured person is not a person you know

C. Notify the police nearby

D. Immediately notify the rescuers as soon as possible

56. Which is correct about driving fuel efficiency?

A. The car will save more fuel if it runs at higher speeds

B. The car will save fuel if driving at a constant speed

C. The car will save more fuel if accelerating the engine frequently

D. The car will save more fuel if it runs. With unstable speeds

57. If driving on the road and it began to rain what should the driver do?

A. Reduce the speed of the car.

B. Accelerate the speed of the car to pass through the rain faster.

C. Turn on the emergency light and drive through the area

58. When driving at night what should the driver do?

A. Leave more distance between the car than usual.

B. Turn on the emergency light while overtaking the front car.

C. Try to drive close to the front car so that the front car can clearly see our car.

D. Use high lights. All the way of driving.

57. Before driving a long distance, what should a driver do?

A. Drink energy drinks before traveling

B. Get enough rest

C. Eat food before traveling

D. Find friends to sit with while traveling

58. From the situation as in the picture If wanting to continue moving. What should the driver do first?

A. Turn on the light

B. Check the safety on the right

C. Honk the horn

D. Lower the glass and wave

59. When driving near a railroad without a barrier. Which of the following is correct?

A. Slow down the car and should be prepared to stop the car at all times.

B. Increase the speed to pass quickly.

C. Honk the safety warning horn.

D. Open the glass to listen to the train alarm.

60. When driving through a road with a warning sign that "Be careful of the way ahead, stones often fall over the path" or warning sign as in the picture. What should you do?

A. Slow down. Drive more carefully.

B. Speed up to pass quickly.

C. No need to do anything. Because of the possibility that it will be difficult.

D. Avoid using other routes.

61. When engine fires are found while driving what should a driver do?

- A. Drive down the river
- B. Park and abandon the car immediately
- C. Consciously drive slowly, park on the side of the road
- D. Notify highway rescue

62. Which of the following can cause the car to waste gas?

- A. Tread wear
- B. Drive at a constant speed
- C. Normal braking adjustment range
- D. Load more than the specified weight

63. Which of the following factors has the greatest effect on the occurrence of dangerous situations?

- A. The readiness of the driver
- B. The geographical characteristics
- C. The movement of the car or pedestrians
- D. Traffic surface conditions

64. Which statement is correct about driving safely?

- A. If very sleepy, should drive at high speed to be alert.

B. The distance from the car in front of the rain should be more than driving in normal conditions.

C. It is not necessary to check the condition of the car before traveling.

D. Drive at a speed of 120 kilometers per hour. To arrive at their destination faster.

65. From the picture, if you want to overtake the vehicle in front and return to the left lane. How do you have to give a light signal?

A. Check the safety and turn on the right turn signal before overtaking

B. Turn on the left turn signal while overtaking

C. Turn on the right turn light first and follow with the left turn signal while overtaking

D. No need to turn on the light if the car The front car drives at low speed.

66. In normal road conditions, a car with a person ready to drive along the front car must be spaced far from the front car in order to be safe when the front car stops.

A. One car compartment

B. 3 meters

C. 5 meters

D. Far enough and can stop the car safely

67. Any situation that uses emergency lighting appropriately

A. Turn on emergency lights while fog is down

B. Turn on emergency lights when going to turn left at an intersection without traffic lights

C. Turn on emergency lights to let other drivers know that they will run straight to

D. Turn on Emergency lights when the car is parked on the shoulder

68. Cars that drive at high speeds and suddenly press the brakes (Vehicles that do not have an ABS brake system) will have an effect?

A. The car will stop for a specified distance.

B. The car will slowly slow down.

C. The wheels will lock and the car may rotate.

D. The wheels will lock and the car will stop immediately.

69 Sudden Stop (Vehicles that do not have an ABS brake system) should do?

A. Switch on the brake with the rhythmic release

B. Hold on the brake strongly

- C. Switch on the foot brake with the handbrake
- D. Press the foot brake and pull the handbrake at the same time

70. Which item is incorrect from emergency braking?

- A. Break the steering wheel to avoid it when it is necessary to avoid the impact on the front
- B. Both hands must be held on the steering wheel
- C. Use handbrake to help
- D. Avoid stepping on brakes for brakes that are not braking systems

71. What kind of parking may cause an accident?

- A. Double parking
- B. Park the car on the left edge
- C. Park the car in the parking lot
- D. Park the car within the parking building

72. Which of the following images is prohibited to park?

- A. Fig. 1 and Fig. 2.
- B. Fig. 2 and Fig. 3.

C. Fig. 1 and Fig. 3

73. If you park the car on the left side of the road and want to move out. What should you do?

A. Look at the cars that follow through the side mirror and rear view mirrors. Then turn on the right turn signal.

B. Turn on the light to warn the following cars to slow down.

C. No need to look at the car parked in front. Looking at just the car that follows is enough.

D. Give a hand signal to ask for directions.

Car maintenance category

1. What battery should be insulated at the battery terminal?

A. positive pole

B. negative pole

C. no insulation needed

D. cover both sides

2. What causes the light to not charge into the battery?

- A. Turn on the system too much.
- B. Insulation of the battery terminal is disconnected.
- C. Turn on the turn signal too much.
- D. The charger is damaged or the belt of the belt is loose or worn.

3. Cause of the car not starting, which cause?

- A. Air filter
- B. Brake fluid runs out
- C. Water in the boiler is dry
- D. The battery has no power

4. Check the battery easily for normal power or not. How to do

- A. Honk the horn and listen to whether the sound is normal or softer.
- B. Get out the car for 2-3 meters and test the brakes.
- C. Step on the clutch and complete the gear.
- D. Turn the steering wheel to the left and right.

5. When should the driver use the emergency signal?

- A. When there is fog, rain, dust, smoke in the bus way
- B. When driving through the intersection
- C. When returning to or changing lanes
- D. When the car is broken or has an accident

6. Which method is a preliminary solution when a short circuit occurs?

- A. Immediately open the radiator cap immediately
- B. Turn off the engine and remove the battery terminal
- C. Call the fire department immediately
- D. Use splash water immediately

7. If the battery terminal has stains which method is the best solution?

- A. Use warm water to wash and apply grease
- B. Use vinegar to wash
- C. Use lemon juice to wash
- D. Use distilled water to wash

8. To remove the battery terminal which terminal should be disconnected first?

- A. Any pole first
- B. Both anodes
- C. Both terminals at the same time
- D. The negative pole

9. Water used to refill batteries. What kind of water should be used?

- A. distilled water
- B. rainwater
- c. groundwater
- D. soap water

10. What level of battery should be added with distilled water?

- A. Between the specified limits.
- B. Fill to the level slightly below the limit.
- C. Fill to the level slightly higher than specified.
- D. Fill until overflowing and then close the lid.

11. When driving a train, warning should not be displayed on the instrument panel

A. Green

B. Yellow

C. Red

D. Blue

12. What is the cause of stains on the battery terminals?

A. Dust particles stick to the water

B. Acidic reaction with air

C. Water touches the battery terminals

D. The battery terminal insulation is dirty

13. What is the function of the car battery?

A. Preserve electricity and supply electricity

B. Take time to shut down the engine

C. Cut off electricity

D. Perform the duty of producing electricity in cars

14. How many voltages will the car's battery have?

A. 12 Volts

B. 15 Volts

C. 24 Volts

D. 220 Volts

15. What does a starter do?

A. make the steering wheel work better

B. make the engine start up

C. make the brake system work better

D. make the air conditioning in the car cooler

16. Which one is the correct tension of the fan belt and the diaphragm?

A. 5-15 mm

B. 20-25 mm

C. 25-30 mm

D. 30-35 mm

17. While driving for a while, it appears that the red warning light indicates the cause

- A. The discard is damaged
- B. The battery is broken
- C. The battery is approaching expired
- D. Dry distilled water

18. How much should the distilled water be added to flood the battery?

- A. 1 inch
- B. 2 inch
- C. 3 inch
- D. 4 inch

19. What does the charge do?

- A. Start the engine
- B. Perform the electricity generation in the car
- C. Stop the engine
- D. Check the heat temperature in the car

20. How should you refuel your petrol engine?

A. Fill in a value that is lower than the value specified for savings

B. Fill higher than the value specified to prevent damage to the engine

C. Fill with oil that has an octane value as specified in the car manual

D. Add any value according to the easy

21. Gasohol oil. What does it mean?

A. Oil with ethanol

B. Oil with lead

C. Oil from 100 percent vegetable oil

D. Oil with lubricating oil

22. What is the maximum octane number of gasohol that is sold in Thailand?

A. Octane 98

B. Octane 95

C. Octane 91

D. Octane 87

23. When checking fuel in the engine room, what should be the main check?

- A. Engine Combustion
- B. Oil Adulteration
- C. Condition of Oil Pipes and Leaks
- D. Fuel Volume

24. If you refill the wrong type of fuel, what should be done?

- A. Add the type that is entered to dilute.
- B. Drive out the tank and then add the type that is entered.
- C. Immediately remove and change.
- D. Drive if affecting the engine, then release.

25. If you detect that the oil pipe starts to have oil leaks, what should you do?

- A. Switch the pipe to a low-pressure pipe
- B. Use a tape to tighten it
- C. Use it until oil drips
- D. Replace the pipe

26. If your car has an oil leak, what should you do?

A. Turn off the engine and should not drive further because of a fire

B. Drive to the service center for repair

C. Use the pour and drive to the technician

D. Bring the bottle to support the leaking oil and continue driving

27. Which statement is correct?

A. Lubricating oil should not be added to petrol fuel.

B. Oil filling should be added during the day.

C. We cannot add 95 octane instead of 91 octane.

D. Expensive oil is the best oil.

28. What are the differences between petrol and diesel engines?

A. Different starting systems

B. Different cooling water systems

C. Gasoline engines use spark plugs for ignition

D. Different electrical systems

29. In the case of a car, use only 95 octane oil. If we add fuel, 91 octane will affect what

- A. Can operate normally
- B. The engine causes a break (knock)
- C. The engine breaks down immediately if used
- D. Does not affect the use

30. In the event that the fuel is added with a higher octane number in the user manual, what will be the effect?

- A. The engine heats more than before
- B. Does not affect the use
- C. The engine is wearier than normal
- D. The engine speed is higher than normal

31. When you add fuel, what should you do?

- A. Turn off the engine
- B. Get out of the car and walk far away
- C. No need to do anything
- D. Hold the engine down

32. Checking fuel system leaks, what should you do?

- A. Use soap and water to wipe away oil stains
- B. Use a flashlight or lighter to see if it is not visible
- C. Use from observation and smell
- D. Use the hand to rotate the hoses to find defects

33. If you use natural gas, how will CNG affect the engine?

- A. Does not affect the engine
- B. The engine wear is faster than using oil
- C. The engine will be cooler than normal
- D. The spark plug lifetime is greater than that of oil

34. E85 petrol means

- A. Contains 15 parts of methanol
- B. Contains 15 parts of ethanol
- C. Contains 85 parts of oil
- D. Contains 85 parts of ethanol

35. Which fuel has the fastest evaporation?

- A. Oil E85

- B. Oil E20
- C. Gasohol Oil 95
- D. Oil 95

36. Diesel engine vehicles, if there is a warning signal in the water trap filter system. What should you do?

- A. Remove the water filter to clean it.
- B. Have the technician change the water trap filter.
- C. Transfer the water from the water filter filter.
- D. Turn off the engine and restart the engine.

37. Car diesel engine, if there is a lot of abnormal black smoke, caused by what reason?

- A. Filter the air
- B. Fill with the wrong oil
- C. Add fake oil
- D. In the fuel, water is mixed

38. Which item is not a function of engine oil?

- A. Heat dissipation
- B. Secondary or in front of the contact surface

C. Create viscosity

D. Settle the engine impurities

39. Engine oil change. Which parts of the engine should be changed as well

A. Engine belt

B. Spark plug

C. Fuel filter

D. Engine oil filter

40. Checking the lubricant level in the engine. Check the equipment of any part of the engine.

A. Engine oil

B. Engine oil filler cap

C. Engine oil filter

D. Engine oil gauge

41. Which is the step before checking and adding the correct engine oil level?

A. Park the car on a flat surface. Check the oil while the engine is still in place. 10-15 minutes.

B. Park the car on a flat surface. Check the oil while not starting the engine. Or turn off the engine for at least 10-15 minutes.

C. Park the car on a flat surface. Check the oil immediately after turning off the engine.

D. Park the car on a flat surface. Check the oil while the engine is still on. Or turn off the engine immediately.

42. Which one is a method for observing engine oil spills?

A. Observe at the parking space and follow the joints or engine joints

B. Observe the noise of the engine

C. Observed by the smell of the lubricant

D. Observe the high heat of the engine

43. What if the left side tire pressure is weak when driving?

A. The rear tires wear uneven

B. The car consumes less fuel

C. The steering wheel consumes to the right

D. The steering wheel consumes the left side

44. If inflating the tire is too weak how will it affect the tires?

A. The tread in the middle will wear out faster than usual

B. The driving will be stiff

C. Make the tread on both sides wear

D. Make less oil consumption

45. If inflating the tire is too hard How will it affect the tires?

A. The tread in the middle will wear out faster than usual

B. Drive will be smoother

C. Make fuel consumption

D. The tread on the side will wear faster

46. Which tire inspection is correct?

A. 1 month

B. 2 month

C. 3 months

D. At least once a week

47. Which tire is correct?

A. Fill while the tires are still hot

B. Should inflate the tires while the tires are still cold

C. Should inflate the tires to be very hard

D. Fill the tires to be very soft

48. Normally, tires should be switched for distances of how many kilometers?

A. 10,000 kilometers

B. 25,000 kilometers

C. 30,000 kilometers

D. 35,000 kilometers

49. Which item does not cause the tire to explode?

A. Use old tires to store

B. Use expired tires

C. Load too much weight

D. Inflate the tires to fit as required

50. What is the function of rubber?

A. Editing the engine

B. Making the car more powerful

C. Helping to hold the road from slipping

D. Cooling

51. Tire inflating for cars what should be done?

A. Use the knock method and listen to the sound of the tire

B. Predict with eyes

C. Follow the car's manual

D. Fill as much as you want.

52. What are the benefits of a rubber air cap?

A. Prevent leaks and dirt

B. Prevent broken tires

C. Prevent theft of tires

D. Prevent anyone from inflating

53. Changing the tire size is too small, how will it result?

A. makes it consume more oil.

B. heavy steering at low speeds.

C. Tires rub against the car body

D. Less ability to support weight

54. How to change the tire size too large will have a negative effect?

A. Fuel Consumption

B. Reduced Load Capacity

C. Increased Tread Wear

D. Steering Wheel Will Be Very Light at Low Speed

55. What do the first two numbers 21 indicate?

A. Rubber production date

B. Rubber week of year

C. Month of rubber production

D. Year

56. What do the two numbers after 13 indicate?

A. Production Year

B. Production Date

C. Production Week

D. Expired Rubber